


TECNIS Odyssey™ IOL

Also available in TECNIS™ Toric II



Ready to
minimize your
need for glasses?

Your vision is more than just sight;
it's the key to living life to its fullest.

Johnson & Johnson

Cataracts naturally form as our eyes age.

Everyday tasks like reading, driving, and recognizing faces become more difficult. But the good news is that cataract surgery is one of the safest and most common procedures performed worldwide—offering an effective way to restore vision.¹

At the time of cataract surgery, you have the opportunity to enhance your vision with the TECNIS Odyssey™ lens. Speak to your doctor about the lens* options that are right for you.

The process*:

- ① **Remove the clouded lens.**
Your cataract is carefully removed through a tiny incision.
- ② **Insert the new lens.**
Your surgeon replaces your original lens with the TECNIS Odyssey™ lens.
- ③ **Enjoy revitalized vision.**
Experience clear, vibrant vision from near to far—all while relying less on glasses.^{6,8*}

*Results may vary. Consult your doctor to determine the lens options that are right for you.

Proven results you can trust

TECNIS™ lenses, by Johnson & Johnson, are backed by 20 years of innovation. Every year, millions of patients worldwide choose TECNIS™ lenses for their cataract surgery.²

In a clinical study, patients were asked about their experience with the TECNIS Odyssey™ lens:

91% would recommend the lens to family and friends.³

94% were satisfied with their overall vision.⁴

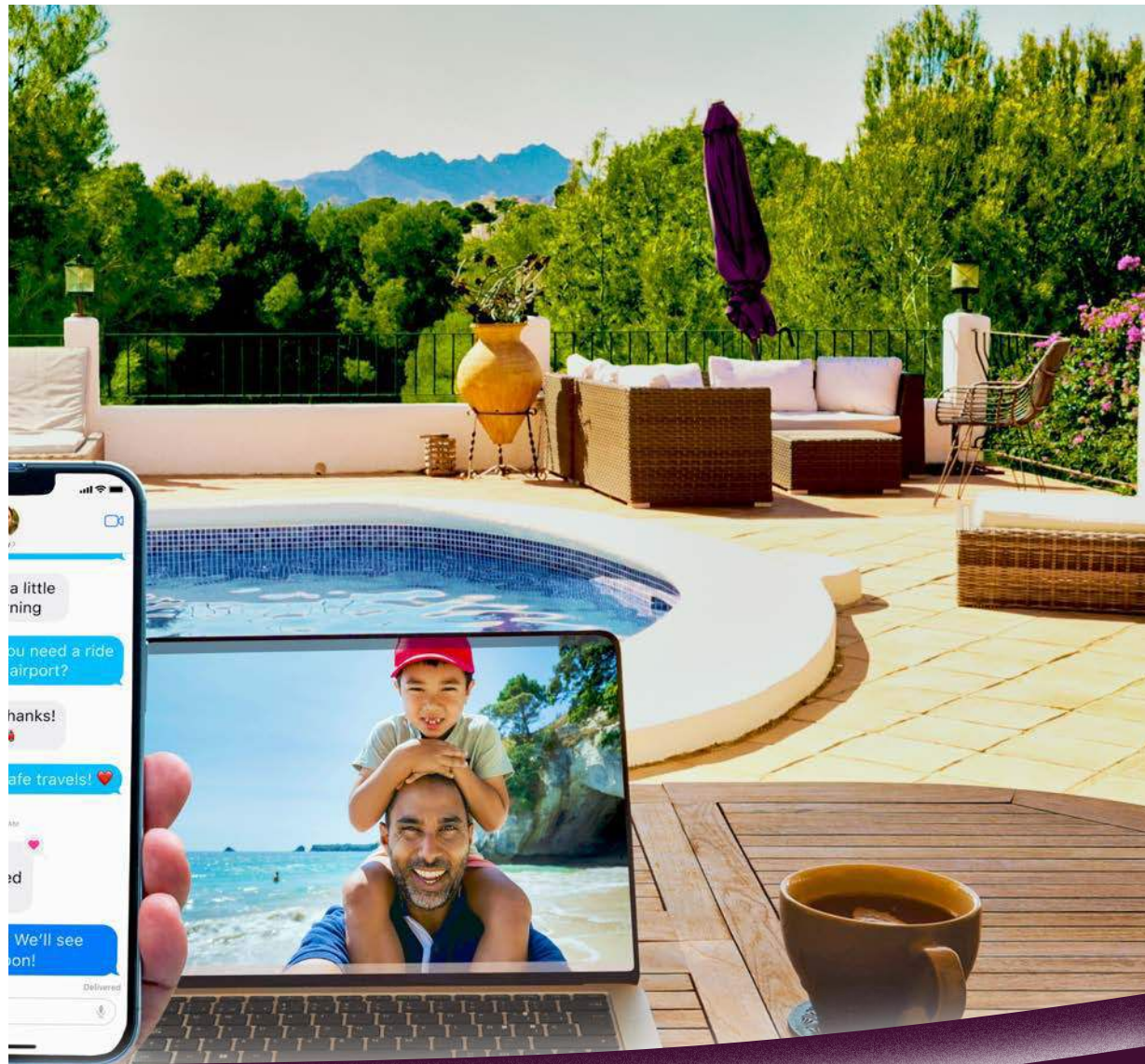


“I was nervous about the surgery, but it was quick and easy. Colors are brighter, and I no longer wear glasses for most activities.”

— Priya, 55

“This lens has truly changed my life. I feel more independent and confident.”

— Alan, 72

Actual patient quotes; patient information has been changed to protect the identity of the individuals.



Cataracts
Cloudy

Monofocal Lens
Distance only

These images are for illustration only and do not represent actual study data. They are meant to help you understand vision in certain eye conditions. Individual results may vary.

See near, far, and everything in between⁵ with **TECNIS Odyssey™**

Discover the TECNIS Odyssey™ advantage

Your choice of lens makes a difference. While monofocal lenses can help you see far away, the **TECNIS Odyssey™** lens uses advanced technology⁵ so that you can rediscover your world with the clarity and visual freedom you deserve.



Crisp, clear vision at all distances

Clear focus from near to far,^{6*} whether reading on a tablet, watching TV, or enjoying a sunset.



Effortless visual comfort

Smooth, natural sight from morning to night.^{6,7*}



Vibrant, true-to-life colors

See the world in vivid detail with colors that pop.^{7*}



Less dependence on glasses

Enjoy more freedom with less reliance on corrective eyewear.^{8*}

*Results may vary. TECNIS Odyssey™ may not be suitable for everyone. Consult your doctor to determine if it's right for you.

INDICATIONS AND IMPORTANT SAFETY INFORMATION FOR TECNIS ODYSSEY™ IOL WITH TECNIS SIMPLICITY™ DELIVERY SYSTEM, MODEL DRN00V

CAUTION: Federal law restricts this device to sale, distribution and use by or on the order of a physician. **INDICATIONS FOR USE:** The TECNIS SIMPLICITY™ Delivery System is used to fold and assist in inserting the TECNIS Odyssey™ IOL, which is indicated for primary implantation for the visual correction of aphakia in adult patients, with less than 1 diopter of pre-existing corneal astigmatism, in whom a cataractous lens has been removed. The TECNIS SIMPLICITY™ Delivery System is used to fold and assist in inserting the TECNIS Odyssey™ Toric II IOLs that are indicated for primary implantation for the visual correction of aphakia and for reduction of refractive astigmatism in adult patients with greater than or equal to 1 diopter of preoperative corneal astigmatism, in whom a cataractous lens has been removed. Compared to an aspheric monofocal lens, the TECNIS Odyssey™ IOLs mitigate the effects of presbyopia by providing improved visual acuity at intermediate and near distances to reduce eyeglass wear, while maintaining comparable distance visual acuity. The lens is intended for capsular bag placement only. **CONTRAINDICATIONS:** None. **RISKS:** Routine cataract surgery risk, irrespective of lens selection, could be minor, temporary, or affect patients' vision permanently. Rare complications are worsening of vision, bleeding, or infection. Risks related to use of this lens include halo or glare in nighttime or poor visibility conditions. These may be perceived as an annoyance or hindrance, which, on rare occasions, may be significant enough for the patient to request removal of the IOL. Patients should discuss all risks and benefits with their eye doctor before surgery. **PRECAUTIONS:** Recent contact lens usage may affect the patient's refraction; therefore, in contact lens wearers, surgeons should establish corneal stability without contact lenses prior to determining IOL power. Prior to surgery, the surgeon must inform prospective patients of the possible risks and benefits associated with the use of this device and provide a copy of the patient information brochure to the patient. Patients with a predicted postoperative astigmatism greater than 1.0 D may not be suitable candidates for implantation with the TECNIS Odyssey™ and TECNIS Odyssey™ Toric II IOLs, as they may not obtain the benefits of reduced spectacle wear or improved intermediate and near vision seen in patients with lower postoperative astigmatism. The safety and effectiveness of the TECNIS Odyssey™ IOL have not been substantiated in patients under the age of 22 or those with preexisting ocular conditions and intraoperative complications. **WARNINGS:** Physicians considering lens implantation should weigh the potential risk/benefit ratio. Well-informed patients with well-defined visual needs and preferences should be selected for lens implantation. Patients should be informed of the possibility of visual effects (such as halo or glare around lights), which may be expected in nighttime or poor visibility conditions. As with any medical procedure, risks and potential complications may occur. Please consult your eye care specialist for detailed information and to discuss these possible risks and complications with you prior to the procedure.

References: 1. Chen, X., Xu, J., Chen, X., & Yao, K. (2021). Cataract: Advances in surgery and whether surgery remains the only treatment in future. 2024REF6176 2. 2024 Market Scope IOL Market Report. 2024REF6182 3. Data on File. 2024DOF4032 4. Data on File. 2024DOF4027 5. TECNIS Odyssey™ IOL with TECNIS SIMPLICITY™ Delivery System DFU, Z311926E 6. Data on File. DOF2023CT4023 7. Data on File. DOF2023CT4007 8. Data on File. DOF2023CT4051

© Johnson & Johnson and its affiliates 2024
2024PP18034



Learn more about
TECNIS Odyssey™ at
[ClearVisionForYou.com](https://www.ClearVisionForYou.com)